



Level Up!

Librarians & Teachers
Team Up To Transform
Traditional Writing
Assignments into Digital
Assignments



<https://goo.gl/f4avCv>

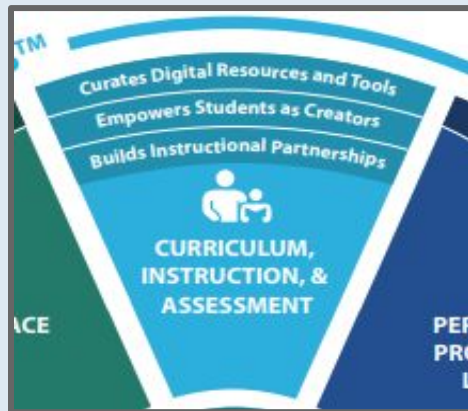
Brigid Dolan
School Librarian at
Parkway North High
School





Why Digitize
Traditional
Writing
Assignments?

Future Ready Framework for Librarians



ISTE Standards



- Empowered Learner
- Knowledge Constructor
- Creative Communicator



Infographics



Displaying information and/or data visually.

Why Infographics?

Our brains process images
60,000 faster than they do
text!!

Borrowed from "Infographics for Your Classroom" PDF from Easel.ly website.



Uses in the Classroom:

- Any assignment using data.
- Comparing and contrasting
- Presenting facts
- Providing information
- Arguing
- Proposing a solution
- Explaining a Problem
- Visual representation of a concept/theme





Tech Tools for Infographics


- [Canva](#)
- [Easel.ly](#)
- [Piktochart](#)



**Digital
Citizenship
Connection**



Essential Digital Citizenship Lesson: Finding Copyright- Friendly Images



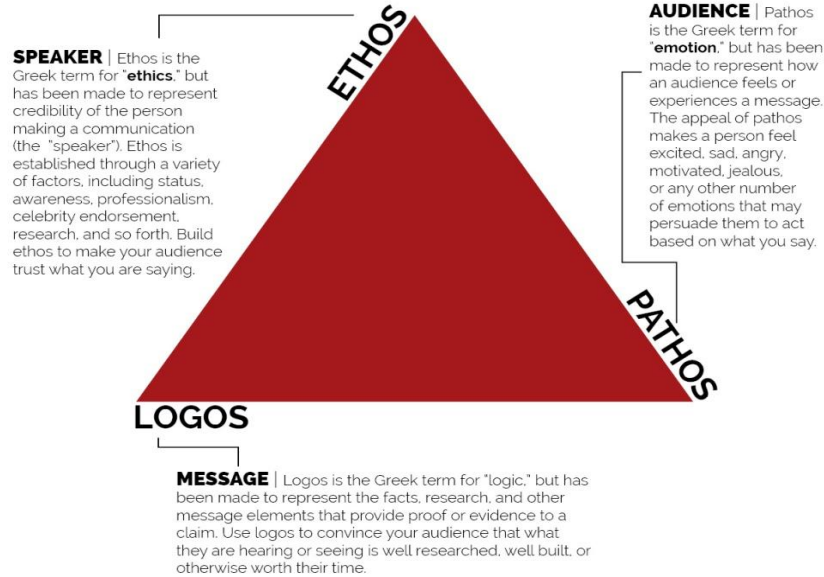
[Finding Copyright- Friendly Images on Google](#)





THE RHETORICAL TRIANGLE

AN OVERVIEW OF THE THREE RHETORICAL APPEALS



TheVisualCommunicationGuy.com

Borrowed from the [Visual Communication Guy](https://www.visualcommunicationguy.com) Website

Infographic Resources



Online Resources



[Kathy Schrock's "Infographics as a Creative Assessment"](#)

[Infographic Layout Cheat Sheet](#)

[13 Step Guide to Building an Infographic from Easel.ly](#)

[Simple Infographic Structure from Easel.ly](#)

[Infographics for Your Classroom](#)

[Rubric from Debbie Abilock's ISTE Presentation "No More Eye Candy"](#)

[Analyzing Infographics with Students](#)



Resources Consulted

Infographic Resources

Abilock, Debbie and Connie Williams. "Recipe or an Infographic." *Knowledge Quest*, 43, 2, November/December 2014, pp. 46-55.

Creighton, Peggy Milam. "Using Student Infographics Projects in Your School Library Program." *School Library Connection*, 1, 1, Sept. 2015, pp. 30-32.

Video

Video is embedded in teens' lives. 70% of teens view over 2 hours of Youtube a day!!

Borrowed from "[Gen Z Media Consumption.](#)" *Forbes* website.



Types of Videos & the Best Tech Tools



Explainer

[Moovly](#)-- whiteboard videos

[Adobe Spark](#)

[WeVideo](#)

[Powtoon](#)

Recorded Video

[WeVideo](#)--Free ver.
limit 5 mins.

iPhone/ Android
Video Editing

[Adobe Spark](#) (if basic)

Social Critique

12

[WeVideo](#)--Free ver.
limit 5 mins.

Animated Video

[Powtoon](#)--Free ver.
limit 4 mins.

Book Trailer/ Movie Trailer

[Animoto](#)

[Adobe Spark](#)

[WeVideo](#)

Stop Motion

[Stop Motion
Animator](#)

Reflection/Exit Slip

[Flipgrid](#)

Expose/ News Broadcast

[WeVideo](#)--Free ver.,
limit 5 mins.

Screencast

[Screencastify](#)
(extension)

[Screencast-o-matic](#)
(on computer)

Image Slideshow

[Adobe Spark](#) (easiest)

[WeVideo](#)--Free ver.
limit 5 mins.



Equipment?

Recording Device--Individual smart phone or video camera borrowed from library.

Microphone--Very nice to have--\$25

Green Screen--Cheap to make and not necessary for all types of video.

WeVideo License--For videos longer than 5 mins and with no watermark.

is this thing on?



Assignment Examples



- Memoir--[6 word Memoir, Humans of Parkway North](#)
- Ice Breaker Videos--first day of school activity
- Evaluating a Website for Credibility Using Screencastify
- Explainer Video of a Scientific Process
- Public Service Announcement Video or TED Talk
- Presidential debate--debate controversial issue
- Flipgrid video--Practicing conversation in French class.
- [Documentary to Raise Awareness about Social Justice Issue](#)
- [Documentary about One's Neighborhood](#)
- Have students create videos to teach vocabulary to each other.
- Have students create a commercial.
- Video dialogue or interview with a famous historical or literary figure.
- Create a slideshow video with images and audio that reflect the tone and meaning of a poem.



Digital Citizenship Connection



[Following Copyright Law when Borrowing Images](#)

[Following Copyright Law when Borrowing Audio](#)

**Empathy--using technology to build bridges between
oneself and one's community.**





Tips for Video Creation with Students

- For more involved projects, ask kids to fill out a [storyboard](#) first.
- Show good examples and bad examples from students and non-students.
- Learn as much as you can about the tech tool before choosing it for students to use. Definitely, research pricing and limits on free version.
- Enlist kids to help teach the tech tools.
- Don't be afraid to take a risk with a new tech tool. But practice using it first and see how it works from a student's perspective.
- Provide time in class to use the tool. Build in troubleshooting time.



Video Project Resources

- [20 Video Project Ideas](#)
- [Getting Started with Using Green Screen Technology in the Classroom](#)
- [5 Visual Storytelling Projects that Teach Art and Writing](#)
- [7 Fun and Engaging Video Projects for the ESL Classroom](#)
- [Searchable Database of & Project Ideas Resources from WeVideo](#)



Podcasts



**4 in 10 Americans regularly listen to podcasts, and
this number is steadily growing**

Borrowed from [The Infinite Dial](#) blog sponsored by Edison Research.




Podcast Tech Tools



[Soundtrap](#)--Online podcast recording and editing software. Free for 5 podcasts.

[Synth](#)--"an interactive podcast in bite-size increments" (from Synth website). You can combine audio & video synths in different combinations to create new synths.



Consuming Podcasts



[NPR Podcast Directory](#)

[NPR Storycorps](#)

[Stitcher.com](#)--iPhone and Android app

[TED Podcasts](#)

[Listen Notes](#)





Resources on Teaching with Podcasts

[The Value of Using Podcasts in Class](#)
[Teaching Students How To Produce Their Own](#)
[Podcasts](#)

[Copyright Questions and Podcasts](#)

[Basic Podcasting Assignment](#)

[Rubric Sample](#)





Sample Podcast Assignments

[Student Rights Podcast for ESOL Class](#)

[Podcast for AP Language and Literature Class](#)

[Creating a Persuasive Podcast](#)

[Oral Storytelling and Dramatization](#)

[Storycorps Assignment](#)





Connecting with Busy Teachers!

HELLOOOO?²³



- Send out monthly newsletters/emails about new tech tools.
- Offer to meet during departmental meetings, CLT meetings and/or departmental lunches. Offer to bring snacks.
- Use Twitter or Instagram to advertise the cool things that are happening in the library.
- Invite teachers to a desert bar in the library where you introduce a tech tool or some cool project ideas. Food is a huge draw!
- Stalk their teacher websites! Ask teachers if they will invite you as a co-teacher to their Google Classroom pages or Schoology pages.
- Brag about your collaboration with other teachers.
- Offer to assist with the tech side of things.
- Send targetted emails to teachers regarding project ideas, tech tools, resources, etc.
- Make the library an inviting place for teachers!



Credits

Special thanks to all the people who made and released these awesome resources for free:

- Presentation template by [SlidesCarnival](#)
- Photographs by [Unsplash](#)



Thanks!

Connect with Me!

bdolan@parkwayschools.net



@bkdolan1
@pnhlibrary

Take Care!

